



WI-PS518G
16FE+2GE+1SFP Ports 48V Long
Range PoE Switch with 16-Port PoE
Data sheet

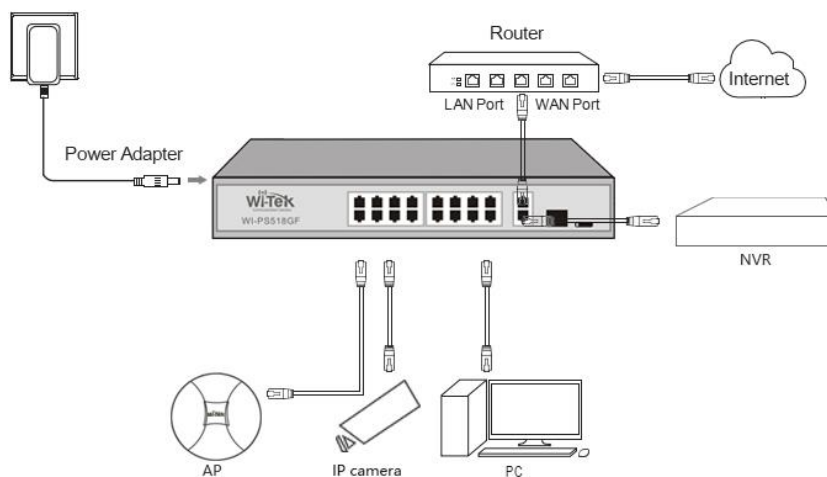
Highlights

- 16FE+2GE+1SFP Ports with 16 PoE ports, 2GE+1SFP Gigabit Up-link Ports
- Support Smart PoE Watchdog function
- Port 1,2 support 802.3bt 60W Hi PoE
- Supports PoE power up to 30W for port 3-16
- Supports PoE IEEE 802.3af/at/bt compliant PDs
- Support Port VLAN
- Internal power adapter supply 200W output power
- 2GE+1SFP Uplink Port for Gigabit application
- Support 250meter Long-Range PoE Transmission
- Support Rack-Mount installation
- 8K entry MAC address table with auto-learning and auto-aging

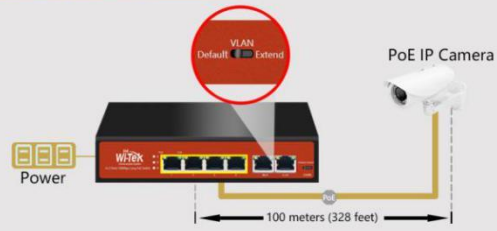
Product



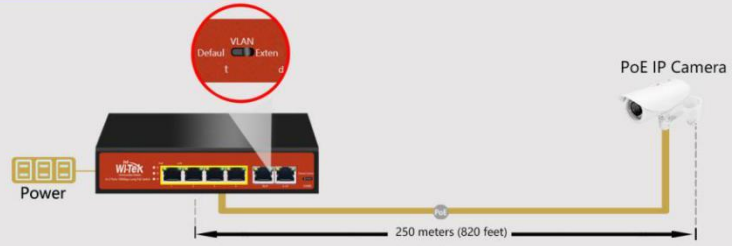
Typical Application



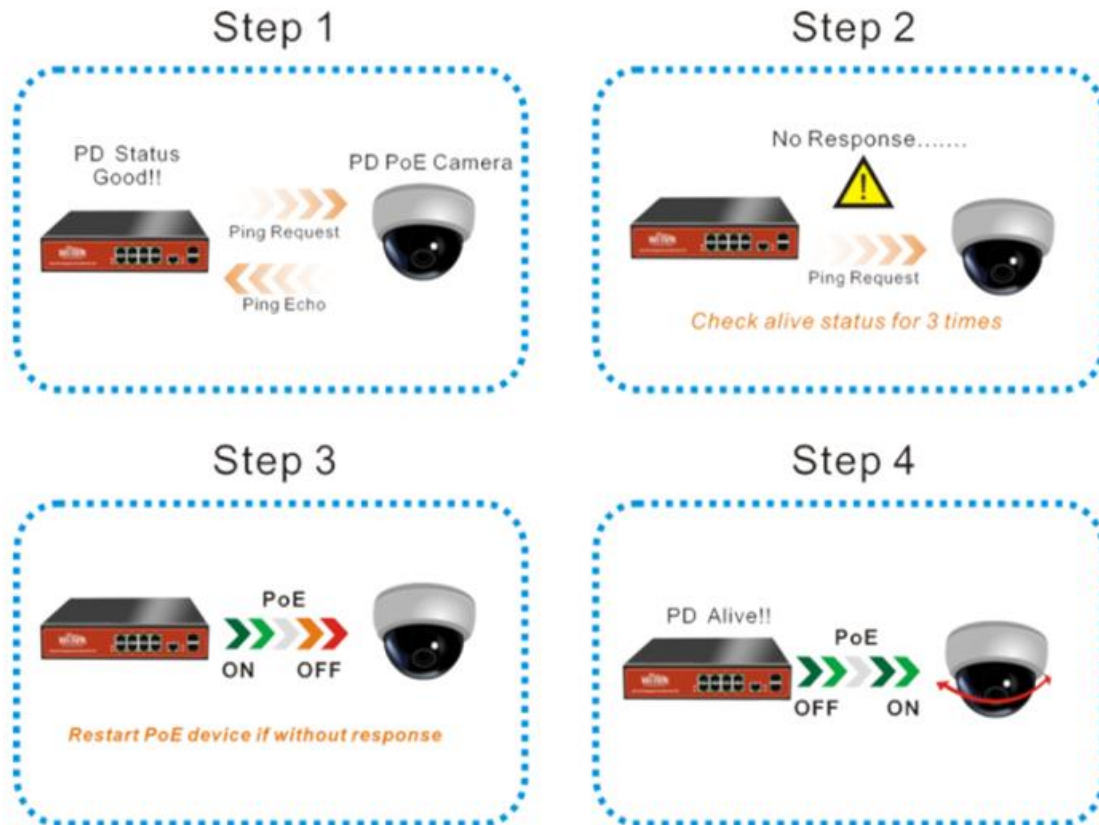
Standard PoE Mode



Extend PoE Mode



Monitors compliant PD with smart watchdog function.



Description

What This Product Does

WI-PS518G is a 16FE+2GE+1SFP Ports unmanaged switch that requires no configuration and provides 16 PoE ports. The switch provides an easy way to expand your wired network. All 19 ports support auto-MDI/MDIX, eliminating the need to worry about the type of cable to use. Featuring full duplex mode, the WI-PS518G can process data at a rate of up to 2000Mbps making it an ideal choice for expanding your high performance wired network. Moreover, with innovative energy-efficient technology, the

WI-PS518G can save up to 68% of power consumption, making it an eco-friendly solution for your home or office network. WI-PS518G also support PoE Watchdog function which will detect Camera or Wireless AP system halted then restart PoE Port automatic to alive halted device; WI-PS518G Port1-2 support 60W Hi-PoE output, to easy power up High-Speed PTZ camera.

High Performance

WI-PS518G Fast Ethernet Switch provides 6 10/100Mbps Auto-Negotiation RJ45 ports. All ports support Auto MDI/MDIX function, eliminating the need for crossover cables or Uplink ports. Featuring non-blocking switching architecture, WI-PS518G forwards and filters packets at full wire-speed for maximum throughput. With 10K Jumbo frame, the performance of large files transfers is improved significantly. And IEEE 802.3x flow control for Full Duplex mode and backpressure for Half Duplex mode alleviate the traffic congestion and make WI-PS205 work reliably.

Easy to Use

The auto features of this Ethernet switch make installation plug and play and hassle-free. No configuring is required. Auto MDI/MDIX eliminates the need for crossover cables. Auto-negotiation on each port senses the link speed of a network device (10, 100 Mbps) and intelligently adjusts for compatibility and optimal performance.

Specification

HARDWARE FEATURES

HARDWARE FEATURES	
Interface	16 RJ45 10/100M ports

	<p>2 RJ45 100/1000M ports</p> <p>1 SFP 1000M Fiber ports</p>
Network Media	<p>10Base-T: Pair 2 Category 3(Cat3) and above UTP/STP(≤150m)</p> <p>100Base -TX: Pair 2 Category 5(Cat5) and above UTP/STP(≤150m)</p> <p>1000Base-T: Pair 4 Category 5(Cat5e) and above UTP/STP(≤150m)</p> <p>1000Base-SX:62.5μm/50μm MMF(2m~550m)</p> <p>1000Base-LX:62.5μm/50μm MM(2m~550m) or 10μm SMF(2m~5000m)</p>
Fan Quantity	2 Fan
POE Ports(RJ45)	<p>POE Ports:Port1~16</p> <p>Power Supply: 200W</p>
Internal Power Adapter	AC110-240V 50/60Hz
POE Standards	802.3af/at/bt
Exchange Capacity	9.2G
Mac Address Table	8K
Packet Forwarding Rate	6.8Mpps

Buffer	2Mb
Jumbo Frame	10240Bytes
Dimensions	Product Size: 295mm*195mm*45mm (L*W*H)
Protection Leve	Lightning protection 6KV 6KV ESD Contact discharge

SOFTWARE FEATURES

Transmission Method	Store-And-Forward
Advanced Functions	Priority Function Mac Address Auto-Learning And Auto-Aging Store and forward IEEE 802.3x flow control for Full-duplex Mode Backpressure for Half-duplex Mode Support VLAN

OTHERS

Certification	CE, FCC, RoHS
Package Contents	POE Switch Electric Line Rack-Mount Kit Foot Pad Guide Book/Warranty Card

Environment

Working Temperature:

-10°C ~ 55°C

Storage temperature :

-40°C ~ 70°C

Working Humidity :

10% ~ 90% RH

non-condensing

Storage Humidity:

5% ~ 90% RH non-

condensing